

PIERCE COUNTY MONTHLY EMPLOYMENT REPORT: JULY 2019

Unemployment this month held steady at 5.6% (24K, up about 4K from last July). On the other hand, we continue to see strong gains in the total labor force, now up to 493K. July employment GDP figures are also out: Pierce County wrapped up 2018 1.78 points ahead of 2017 (year-over change in real GDP), though with slower growth than we've seen in recent years.



UNEMPLOYMENT
5.6% (▼0.0)



CURRENT DEMAND
12.3K Active Postings



LARGEST LOSS
(▼ 1.8K) Retail Trade



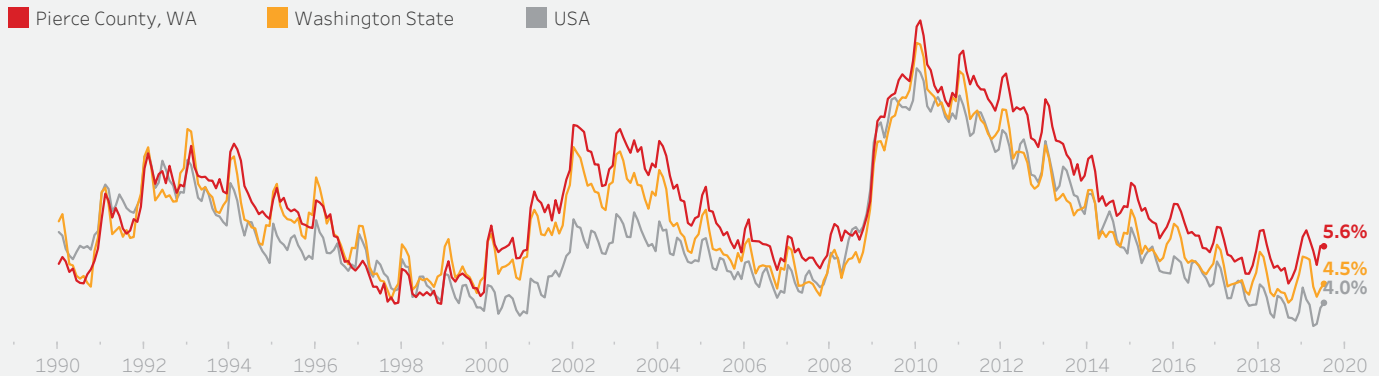
EMPLOYED
414,669 (▲5.2K)



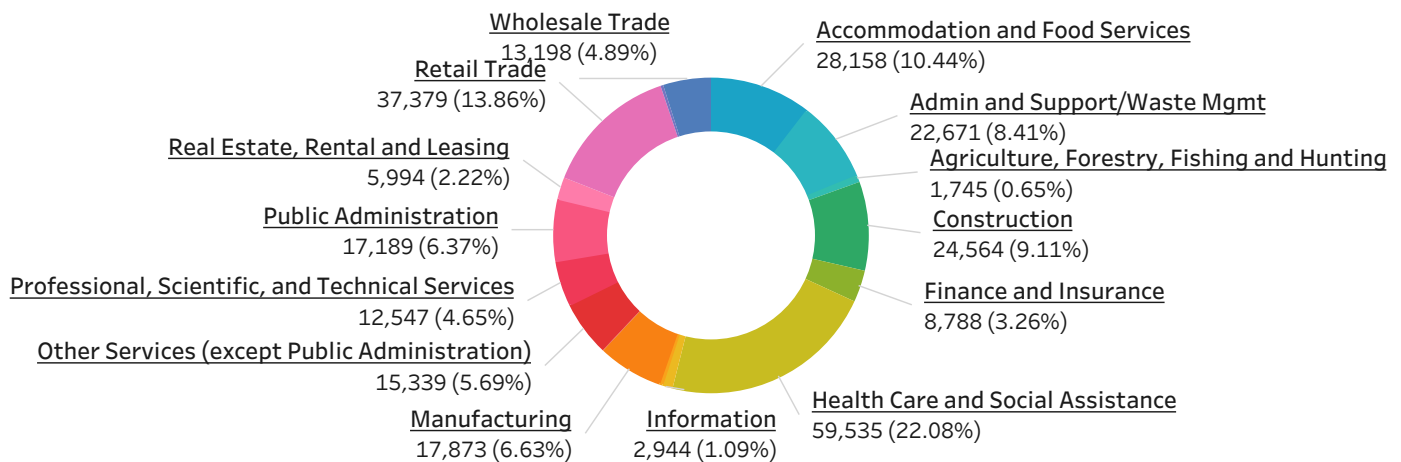
AVERAGE WAGE
\$51,018



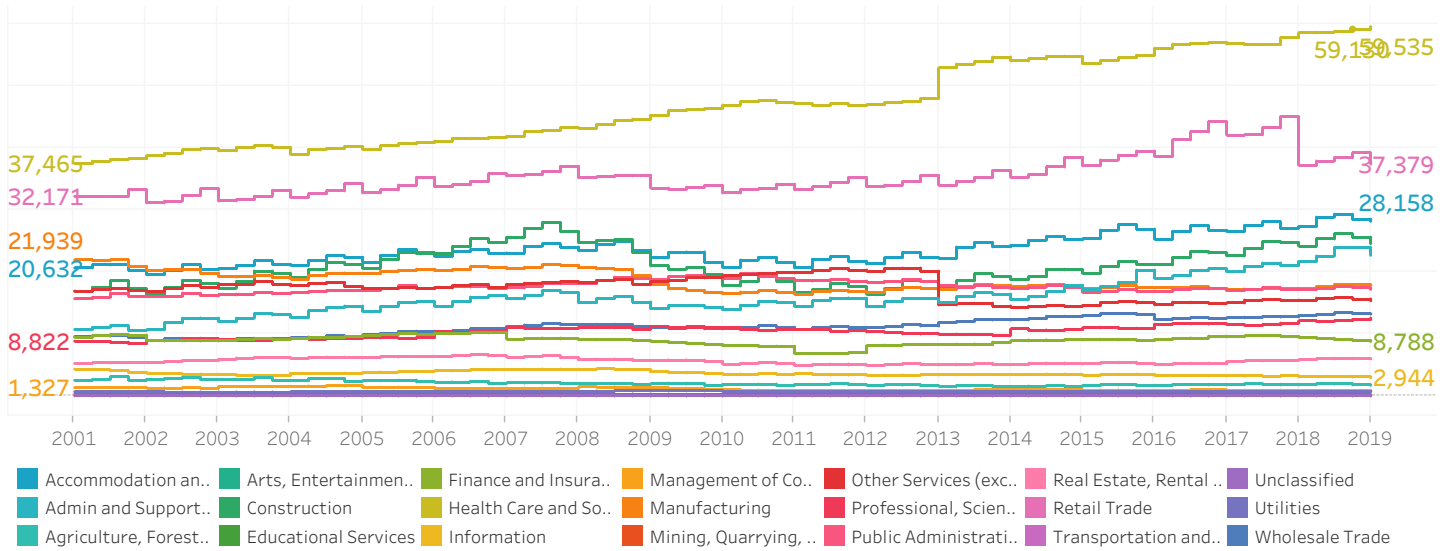
TOP JOB POSTINGS
819 Retail Sales

Unemployment Rate


Region	Month Over Change	Year Over Change	July 2019
Pierce County, WA	▼ -0.01	▲ 0.69	5.56%
Washington State	▲ 0.14	▲ 0.24	4.51%
USA	▲ 0.14	▼ -0.14	3.97%

Employment by Industry


Employment Trends by Industry



Employment Demands by Active Job Postings

Among employers, MultiCare outpaces the next four combined in terms of active job postings in Pierce County (707). The number of Registered Nursing jobs dropped this month, but demand is still very strong (556 postings). Retail Sales continues to be the top job among all postings, and accounts for 7% of job ads.

